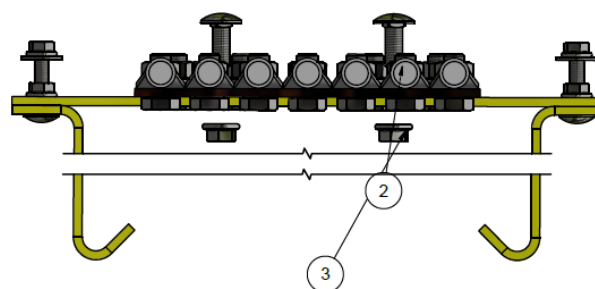
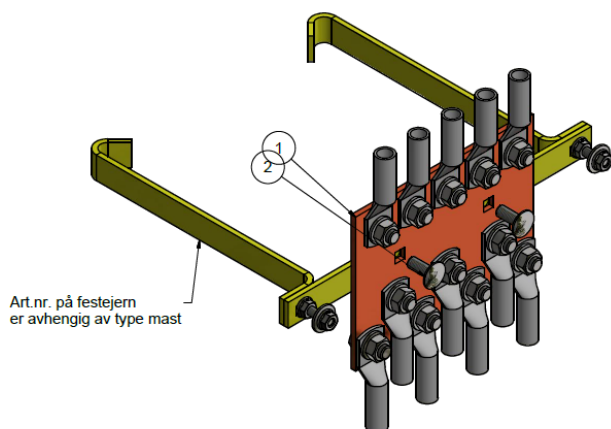
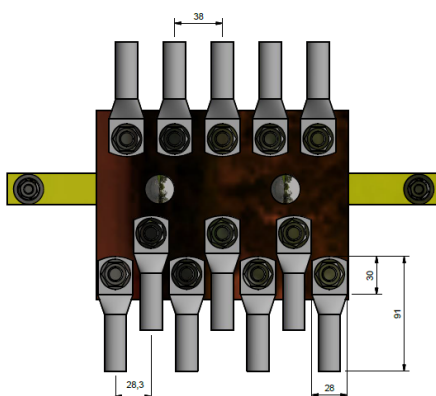


EARTHING RAIL FOR BEAM MAST

Tinned earthing rail with 12 connection points for mounting in beam type HEB 240, HEB 260, HEB 280 and HEM 260.

The connection holes are designed for cable lugs with 12 mm holes.



Art.no.	Type
991998	Complete earthing rail for beam mast