

C-CONNECTORS

C-connectors for grounding

C-connectors are a product designed for the interconnection of Cu-conductors of different cross sections, typical of grounding systems, open or buried.

Conductor type: Class 2, annealed.

See measurement table on the next page.

Tin plated C-connectors can be delivered on request.



Main cond. Cross section mm ²	Branch curcuit mm ²	Title	El no.	Tool 5 ton*	Dies	El.no	Tool 13 tons*	Dies	El no.	
16	16-1,5	C 16 - C 16	20 200 40	HT 51 / B 500ND	②	MC 25-50 20 200 90	B 135-UC / HT 131-UC / HT 131LN-C B 131 LN-C RHC 131LN-B1300/-1350	①	MC 25-C 20 200 93	
25-16	10-1,5	C 25 - C 10	20 200 41							
25	25-16	C25 - C 25	20 200 42							
35	16-1,5	C 35 - C 16	20 200 43		②	MC 35-50 20 200 91		①	MC 35-C 20 200 94	
35	35-25	C 35 - C 35	20 200 44							
50	25-10									
70	25-1,5	C70 - C 25 N	20 200 45							
50	25-4	C 50 - C 25	20 200 46							
50	50-35	C 50 - C 50	20 200 47		③	MC 70-50 20 200 92		③	MC 70-C 20 200 95	
70-50	35-4	C 70 - C 35	20 200 48							
70-50	70-35	C 70 - C 70	20 200 49							
95	35-4	C 95 - C 35	20 200 50					③	MC 95-C 20 200 96	
95	70-40	C 95 - C 70	20 200 51							
95	95-70	C 95 - C 95	20 200 52							
120	120-25	C 120 - C 120	20 200 53					③	MC 185-C 20 200 97	
150-120	120-25	C 150 - C 120	20 200 54							
150-120	150-70	C 150 - C 150	20 200 55							
185	95-16	C 185 - C 95	20 200 56							
185-120	185-120	C 185 - C 185	20 200 57							
240-150	120-95	C 240 - C 120	20 200 58				23tons* ECW H3D	①	MC 240 3D 20 198 57	

*Datasheets for connector-tools under chapter 2, Connector material

① ② ③ Number of presses.

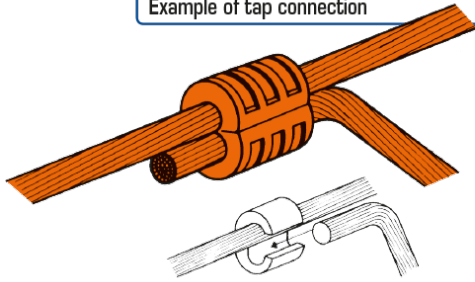
ProCab AS
Kobbervikdalen 61
3036 Drammen, Norway

ProCab as
PRODUKTER FOR KABEL

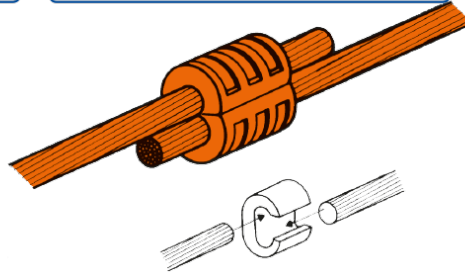
Tel: +47 32 23 77 00
firmapost@procab.no
www.procab.no

C-CONNECTORS

Example of tap connection

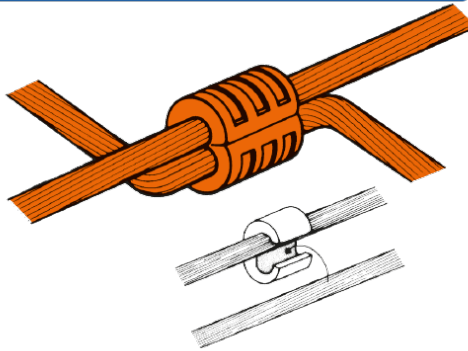


Example of joint connection



Example of joining two running conductors

Conductor Size sqmm	Ref.
25-25	C 35-C 16 ST
35-35	C 35-C 35 ST
50-50	C 70-C 70 ST
63-63	C 95-C 70 ST
70-70	
95-95	C 150-C 120 ST
120-120	
125-125	C 150-C 150
120-120	C 185-C 95 ST
125-125	



Title	El no.	Dimensions mm		
		A	B	C
C 16 - C 16	20 200 40	17,0	19,4	12,0
C 25 - C 10	20 200 41	17,0	19,8	13,0
C25 - C 25	20 200 42	17,0	21,4	13,0
C 35 - C 16	20 200 43	21,0	24,6	15,4
C 35 - C 35	20 200 44	21,0	26,6	15,6
C70 - C 25 N	20 200 45	21,0	26,4	17,5
C 50 - C 25	20 200 46	25,0	32,9	21,0
C 50 - C 50	20 200 47	26,0	33,00	21,0
C 70 - C 35	20 200 48	28,0	33,0	21,0
C 70 - C 70	20 200 49	28,0	34,0	21,0
C 95 - C 35	20 200 50	29,0	40,6	26,0
C 95 - C 70	20 200 51	29,0	41,0	26,0
C 95 - C 95	20 200 52	29,0	41,0	26,0
C 120 - C 120	20 200 53	30,0	45,0	28,0
C 150 - C 120	20 200 54	31,0	45,0	28,0
C 150 - C 150	20 200 55	30,0	45,0	28,0
C 185 - C 95	20 200 56	31,0	45,0	28,0
C 185 - C 185	20 200 57	22,6	68,0	34,0
C 240 - C 120	20 200 58	22,6	68,0	34,0

